



Welcome to
Martin Primary
School Nursery

Meet the Nursery Team



Julia Rundle
Early Years
Foundation
Stage Leader



Emma Anderson
Class Teacher



Imrana Naz
Nursery Nurse



Vikki Ingram-
Lakey
Nursery Nurse



Lesley Smith
Nursery Nurse



Priya Bhudia
Nursery Nurse



Sharon
Nursery Nurse
Interventions



Maria
Lunch time supervisor



Arta
Lunch time supervisor



Raihana
Lunch time supervisor

Timings

Morning session 08.40 – 11.40am

Afternoon session 12.40 -03.40pm

Please arrive promptly at the beginning of the session as the gate and registration closes at 08.50 am or 12.50pm (for the afternoon session) If you are more than 10 minutes late, you are requested to ring the bell **once** and then wait for a member of staff to buzz you in, when it is convenient for them to do so.

Please also be sure to pick up on time, as this can cause unnecessary upset for your child and staff only have a limited amount of time to have a break and set up for the following session.

Scooters may be left on the Nursery railings (At your own risk)

What is the Foundation Stage?

- * The foundation stage begins when children reach the age of two , when children might attend a nursery setting.
- * In our school we have 2 nursery classrooms – the Hedgehogs and Owls: These are where your child will be registered and Key person is based. During a session, however, due to the ‘Free flow’ nature of our provision, your child will mix with all of the children and adults.
- * The final year of the Foundation stage is when children are in a Reception class of a primary school.
- * In our school we have 3 reception classes.
- * This stage prepares the children for the rest of their school career.
- * **Admissions for Reception Classes, for the period starting Sep’20- IS NOW OPEN.**
- * **For admitting your child, in ANY Barnet School, (even if there is a sibling in the school), Please visit their website ASAP. www.Barnet.gov.uk. Or www.eadmissions.org.uk**

Statutory Framework since September 2012

Areas of Learning

- * **New curriculum:**
- * 7 main areas of Learning
- * **PRIME areas**
- * Personal, social and emotional
- * Physical development
- * Communication and language
- * **SPECIFIC areas**
- * Literacy
- * Mathematics
- * Understanding the world
- * Expressive arts and design

Effective learning in the EYFS

- * **playing and exploring** - children investigate and 'have a go'
- * **active learning** - children concentrate and keep on trying
- * **creating and thinking critically** - children develop own ideas, and develop strategies for doing things
- * **Freeflow**, child initiated, learning through play, where plans are based on observations made .

How can you help?

Encourage independence and allow them to take risks. Be risk aware not risk adverse. Don't do everything for them!

Personal, Social and Emotional Development

- * Self-confidence and self-awareness
- * Managing feelings and behaviour



Making relationships Helps children develop a positive sense of themselves

Encourages children to be independent and to interact with other children and adults and manage their own toileting and dressing etc.

Helping children to become more confident, safe and secure, which better enables them to learn from new experiences.

How can you help?

Encourage independence; give lots of praise; arrange playdates.

Play games that encourage turn taking. Talk about how they and others feel.



Physical Development

Moving & Handling & Health & Self Care

Supports children's healthy development such as making healthy choices about food

Provides opportunities for using a range of large and small equipment.

Helps them to develop a sense of space around themselves and others.

Encourages activity, co-ordination and balance.

Develops practical skills such as dressing, undressing etc.

How can you help?

You can take them to the park and encourage a broad diet.

Climbing helps develop the muscles needed for writing!



Communication and Language

- * Listening and attention
- * Understanding
- * Speaking

Opportunities to experience a rich language environment.

Confidence to express themselves.

Encourages children to develop conversational skills.

Will help children to develop listening and concentration skills.

How can you help?

Make time to talk and listen! Turn off distractions such as the TV. Computer etc. Read stories and get children to talk about their experiences.

Encourage them to ask questions.



Mathematics

Helps children to count 1:1 and reliably up to ten and beyond.


Encourages them to use mathematical words such as greater, smaller, heavier, lighter, more, less etc.

Develops skills in comparing and sorting objects, calculating and measuring.

Supports children's understanding of shape and size including 2D and 3D shapes.

How can you help?

Play board games, count actions, 1:1, NOT On ROTE. spot numbers around, talk about more/less, sing number songs, explain bigger / smaller numbers



Literacy

Reading & Writing

Enables children to begin to hear sounds in words and to link these sounds the corresponding letter(s).

Encourages children to develop pencil control and to begin to make marks on paper.

Will help children to learn to read individual words and eventually, simple stories independently.

How can you help?

Sharing books, talking about the pictures

Reading books and making comments in their reading diary

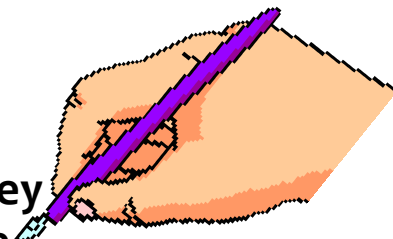
Learn animal sounds, musical sounds, letter sounds, environmental sounds eg cars, shower

Encourage mark making, writing shopping lists together, lists for packing to go on holiday

Encourage your child to talk. (See tips for Talking)

Have pens and paper always available to your child to mark make.

If your child is interested in writing their name, please make sure they use an upper case letter for the first letter, and lower case for all the others i.e. Mary (NOT MARY) (See nip flip and grip and lowercase writing sheets)



Understanding the World

- Helps children to gain an understanding of their world (Geography)

- Encourages them to look at changes over time (History)

- Encourages them to explore and investigate (Science)

- Helps to develop designing and making skills (D&T)

- Will give your children the opportunity to understand and use information and communication technology (ICT).

* Wellie Wednesdays

How can you help?

Talk to your child about the world around them e.g. seasons, local community, people and families.

Walks around local area etc.



Expressive arts and design

Includes music, drama, Inspires children to explore colour and colour changes.

Helps them to explore shape and texture using all of their senses.

Develops an interest in music, singing and music-making.

Develops confidence and imagination.

How can you help?

Make up stories with your child and act them out.

Sing songs, make models.

Have pens, paper , old catalogues, tubes, boxes **and scissors always available**

Play with your child!



Observation and Assessment

- * Throughout the year your child will be observed and assessed to establish YOUR CHILD's next steps to aid our planning of activities and resources of the Nursery environments to ensure good progress in their learning.
- * In the Autumn term there will be a consultation evening to discuss how your child has settled in, their progress and any queries you may have with regards to their individual needs. Then in the Spring term you will again be offered the chance to have another consultation with your child's key worker.
- * At the end of the year your child will have a Report and all of your child's individual observations from Tapestry will be downloaded onto a disc for you.

Tapestry

- * Tapestry online learning journals are used to observe, assess and plan for your child's individual needs.
- * Please ensure that you have filled in the relevant permission form (available at the Main Office)
You should then receive your password soon.

Helping us out each half term

- * Book Bags - Please return your child's book bag, with their reading Mark-making book on a Monday.

You are also always welcome to come in and share a book with your child during Monday morning carpet session from 8.40 to 9.am, or 12.40 'til 1pm

- * Coffee mornings – Friday mornings, refer to website for more information.
- * Resource group – Wednesday mornings 9-11am
- * Activity fund 50p per week (£3 - £3.50 per half term)
- * Tissues - one box per Term please.
- * Recyclable materials for modelling boxes etc.

Communication

- * Martin Primary School Website for Calendar etc.
- * Parents' information boards
- * Text or What's App via Parent rep
- * Weekly whole school newsletters (emailed)
- * Nursery staff – at the end of the session, please

Further advice

media.wix.com/ugd/2efe20_91fab70af40f4e84bd16b425f976e661.pdf - Google Chrome

media.wix.com/ugd/2efe20_91fab70af40f4e84bd16b425f976e661.pdf

What to expect, when?

Guidance to your child's learning and development
in the early years foundation stage




Supported by

Department
for Education



Foundation Years | From pregnancy to children aged 5 - Google Chrome


www.foundationyears.org.uk

 **FOUNDATION YEARS**
Great early years & childcare

Site search Search


[Home](#) [About](#) [News](#) [Resources](#) [Knowledge Hub](#) [Events](#) [EYPP](#) [Parents](#)

Most commented Most liked Follow



HEALTH & INTEGRATION IN PRACTICE

INFORMATION SHARING



HEALTH & INTEGRATION IN PRACTICE

THE HEALTHY CHILD PROGRAMME

Questions?